




## Perfect door closure

With a 90° opening angle, the door is non-projecting and the maximum opening is guaranteed. The door is easily reversible.

Handles are always accessible even when two consumer units are next to each other.

The door handles, opaque or transparent, can be fitted with a 1242E or 405 lock.



## A stable, multifunctional chassis (optional)

The DIN rails can be withdrawn individually as well as refitted in a lower position to mount large products such as terminals. The chassis also comes with holes to fix cables to it with cable ties.

**:hager**

Hager Ltd.  
Unit M2  
Furry Park Industrial Estate  
Swords Road  
Santry  
Dublin D09 NY19  
Ireland

Tel: 0818 551502  
Fax: 0818 551503  
Technical Support: +353 1 5180844

[hager.ie](http://hager.ie)  
[customer.service@hager.ie](mailto:customer.service@hager.ie)  
[technical.service@hager.ie](mailto:technical.service@hager.ie)

 @HagerIreland  
 @hagerireland

Enhanced Vega  
Consumer Units



At a  
Glance

Allows connection to enhanced  
16kVA supply

**:hager**

# Conforms to EN 61439-3

Enhanced Vega surface consumer units are available with opaque or transparent doors, 2 - 4 rows, 36 - 72 modules. Easy to install with quick access to internals and offering great flexibility. The chassis is removable one at a time and the DIN rails are removable one by one, using the clips. DIN rails can be lowered to accommodate devices with a higher shoulder. The consumer units offer extra cabling space, a full complement of terminals, and conform with EN 60670-24 and EN 61439-3.




## Enhanced for 16kVA supply

Enhanced Vega consumer units are fitted with an 100A rated RCCB device and an insulated busbar which have been upgraded to allow for connection of an enhanced 16kVA supply. The quick connect terminals can accommodate cables of CSA up to 25mm<sup>2</sup>. A full range of accessories are available.




## Simplified installation of wires and cables

Wires are guided laterally along the left and right sides, and are height-adjustable on each DIN rail. The fixing points across the width of the unit, at the top and bottom allow power cables, wires and tubes to be attached with cable ties. There is a full complement of terminals and increased wiring space available.



## Unlimited versatility

For horizontal junction there are pre-cut holes (85 x 60 mm) in the side walls. The fixing accessories do not impede the installation of the cables, which can easily pass from one enclosure to the next. For vertical junction an insulation plate fitted internally guarantees double insulation (Class II) of both enclosures. For both types of junction, 2 metal plates mounted in the back of the base provide a mechanical link before wall mounting.



## Trunking... a flawless result

The smooth surface of the entry plate faces outwards. The plateless enclosure is mounted against the trunking. When the plate has been cut to the desired size, it is re-clipped into the enclosure, covering 12 mm of trunking (complies with IP4X protection).